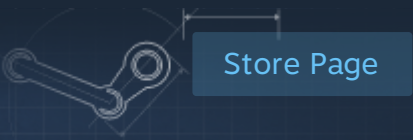


Black Mesa



- All
- Discussions
- Screenshots
- Artwork
- Broadcasts
- Videos
- Workshop
- News
- Guides
- Reviews

Black Mesa > Workshop > HECU Collective's Workshop

Black Mesa: Blue Shift

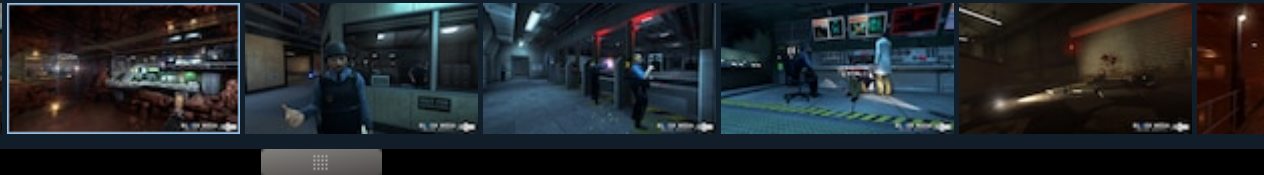
★★★★★
19,848 ratings

- Description
- Discussions 51
- Comments 3087
- Change Notes



MAPS: Singleplayer

File Size 13.103 GB
Posted Mar 14, 2021 @ 7:38am
Updated Nov 17 @ 6:36am
14 Change Notes (view)



1,132

229

112

144

274

403

152

74

130

52

205

195

191

171

79

81

61

51

23

44

42

29

23

Award

Favorite

Share

Add to Collection

Subscribe to download

Black Mesa: Blue Shift

+ Subscribe

DESCRIPTION



The fifth chapter of the Half-Life: Blue Shift remake, Focal Point, is now released!

Relive the Black Mesa Incident as Gordon Freeman's best friend - **Barney Calhoun!**

Make sure you set the reflections on maximum setting for the model/NPC reflections on some floors!



Installation via "bshift_install.bat":



- Subscribe to the mod in Workshop and wait for it to download.
- Go to your Library, click right mouse button on Black Mesa, go to "Manage" and click on "Browse local files";
- Go from current directory ("steamapps/common/Black Mesa" up to the "steamapps" folder;
- From this directory, go to "workshop/content/362890/2424633574";
- Once you locate the mod files, double click on "bshift_install.bat" and follow what it says.
- Done.

Installation via symbolic link:

Important: This method may not work on various versions of Windows.
Important: If you already have an active "bshift" folder in Black Mesa root directory, you have to delete it or otherwise the symbolic link might fail to create!

- Go to "%Steam/steamapps/workshop/content/362890/2424633574";
- Launch the "bshift_gamelink.bat" as administrator;
- Check, if the symbolic link "bshift" has been created in the Black Mesa root directory

LINKS

On Youtube ↗

CREATED BY

- UnstoppableGiant
Offline
- StavaasEVG
Offline
- Validator
Offline
- Cyvo
Offline
- Jofoyo
Online
- Dr.Lee Everett
Online
- Citizen5
Offline
- ICEBIRD112
Offline
- Daver.
Offline
- Rimas
Offline
- Imperial Officer
Offline
- Faber
Online
- LIL-PIF
In-Game
Black Mesa
- HECU Collective
Offline

See all 1164 collections (some may be hidden)

399,608 Unique Visitors

(*/*Steam/steamapps/Common/Black Mesa");
-Done.

184,679 Current Subscribers
27,785 Current Favorites

Installation via file browser (If previous methods didn't work):

Important: Delete the old "bshift" folder from the Black Mesa root directory before copying the new one or you'll face some issues.

-Go to "/*/*Steam/steamapps/workshop/content/362890/2424633574";
-Copy the "bshift" folder and the .bat files into your Black Mesa root directory (*/*Steam/steamapps/Common/Black Mesa");
-Proceed to the launch instructions.

Important: You will have to do this again each time a new version is released since Steam will only Update your workshop folder!



Launch via Desktop Shortcuts (If used the "bshift_install.bat" Method):



-Launch the game via "Black Mesa: Blue Shift" or "Black Mesa: Blue Shift (Old UI)" shortcut on your Desktop. This is the Step 5 in the installation video.

Launch via file browser (If used the Symbolic Link Method):

-Go to "/*/*Steam/steamapps/workshop/content/362890/2424633574";
-Launch using the .bat files.

Launch via file browser (If used the File Browser Method):

-Go to your Black Mesa root directory (*/*Steam/steamapps/Common/Black Mesa/");
-Launch using the .bat files.

Launch via Steam Library:



-**New UI:** Go to Black Mesa game properties in Steam and type "-game bshift" into your launch options.
-**Old UI:** type "-game bshift -oldgameui" into your launch options.

Important: Don't forget to remove this entry when you want to play Black Mesa again.



Uninstall via bshift_uninstall.bat:



-Go to Black Mesa root directory and launch "bshift_uninstall.bat".

Uninstall via file browser:

-Go to your Black Mesa root directory (*/*Steam/steamapps/Common/Black Mesa/");
-Delete:
-"bshift" folder
-All of the "bshift*.bat" files
-"bshift_gamelink.bat"
-"bshift_icon.ico"
-"bshift_uninstall.bat"



- Game may hang when starting (Fix: Please wait a few minutes, some machines may take a while to boot the game)
 - The new UI might crash the game (Use -oldgameui as launch parameter or the corresponding .bat file as a workaround)
 - DXVK still might cause some visual issues in a few areas on certain systems
 - Second corpse in the canal disposal scene sometimes decides to float in the air instead of falling into the canal
 - Potential frame drops in some larger Xen areas with water on certain systems (Turn down either Water or Sun Shadow video settings)
 - Forcefields in Xen sometimes perform a weird disco-flickering (Can be caused by changing video settings in this map)
- FIX: Load a savegame ;-;
- Potential frame drops in some Xen areas caused by sound data (The game will look like it








"freezes" but this is a temporary state)
FIX: Type "stopsound" or "snd_restart" into the console OR wait a few seconds until memory gets flushed
- Picked up objects will automatically drop if you perform a sprint while the weapon holster animation is playing
FIX: Avoid weapons with long holster animations (RPG, Shotgun, MP5) in case this issue is blocking progress



Initial description formatting by **Ghost#0782**

POPULAR DISCUSSIONS

[View All \(51\)](#)

-  **This mod should be +21 years old**
AMM_AG
15 minutes ago  1  39
-  **[Fixed]Audio issues**
[CZ]PatVas
1 hour ago  4
-  **Can't see Chapter 5**
nightcabbage
12 hours ago  6

 3,087 Comments

[<](#) [1](#) [2](#) [3](#) [4](#) [5](#) [6](#) ... [309](#) [>](#)



Brony General 7 minutes ago
i cant say if this was before but sometimes, the game crashes wehen trying to load a save.



joss55 <3 20 minutes ago
i loaded game from previous save before the teleport but still : coming soon

what i need to do to play focal point ? is it available? do i need delete all folder and reisntal it?



RaveN 46 minutes ago
why do you guys force maxplayers to 1?



Poochie 1 hour ago
thanks guys, i love you



psyschosteve 1 hour ago
I deleted BM, deleted the entire folder, (did bs uninstall.bat prior) went into workshop deleted all my stuff, did clean install, installed BS, and now doesn't load anything, nothing in BM folder. dunno whats going on.



Эrmik Persik 1 hour ago
Невероятно круто для бесплатной модификации. Я считаю что этот мод должен быть включён в оригинальную Блэк Месу, это же просто имба 🤔



Stock 1 hour ago
I'm also hearing heavily distorted screech sounds roughly every 5 minutes.

I noted there are a couple of leftovers, if you install Episode 5 over an existing install of Episode 4:

\bshift\bshift_sound.vpk.sound.cache
\bshift\sound\sound.cache
\bshift\bshift_maps.vpk.sound.cache
\bshift\bshift_models.vpk.sound.cache
\bshift\bshift_misc.vpk.sound.cache
\bshift\bshift_materials.vpk.sound.cache

I'm gonna try and delete them.



999999 1 hour ago
Не думал, что в 5 главе будет так много контента. Павел написал такой же идеальный саундтрек, который был в Зное и Snowdrop Escape. Особенно понравились геймплей и механики, который сделали в Зене



Godzol 1 hour ago
so worth the wait



BJohnn 2 hours ago
Yep I'm definitely hype for the Leap of Faith. Hopefully everyone make it through the portal (maybe with Eli Vance, Kleiner and even Magnusson, along with any other person). Repairing and hotwiring a black mesa SUV and driving out of New Mexico.

[<](#) [1](#) [2](#) [3](#) [4](#) [5](#) [6](#) ... [309](#) [>](#)



© Valve Corporation. All rights reserved. All trademarks are property of their respective owners in the US and other countries. Some geospatial data on this website is provided by [geonames.org](#).

[Privacy Policy](#) | [Legal](#) | [Steam Subscriber Agreement](#) | [Cookies](#)